



# Hampshire County Council

## Hampshire County Council School Travel Plan Team

### Castle Hill Primary School – Greenbank Campus

**Parent & Pupil Surveys: June 2016**  
**Response rate 158/255 pupils = 62%**

**Staff Survey: June/October 2016**  
**Response rate 22/32 staff = 69%**

### Summary of Main Findings 5<sup>th</sup> January 2017

School Travel Planning  
Strategic Transport  
2nd Floor, EII Court West  
Hampshire County Council  
Winchester SO23 8UD

**T: 01962 845638**  
**[schooltravelplans@hants.gov.uk](mailto:schooltravelplans@hants.gov.uk)**  
**[www.myjourneyhampshire.com/schools](http://www.myjourneyhampshire.com/schools)**

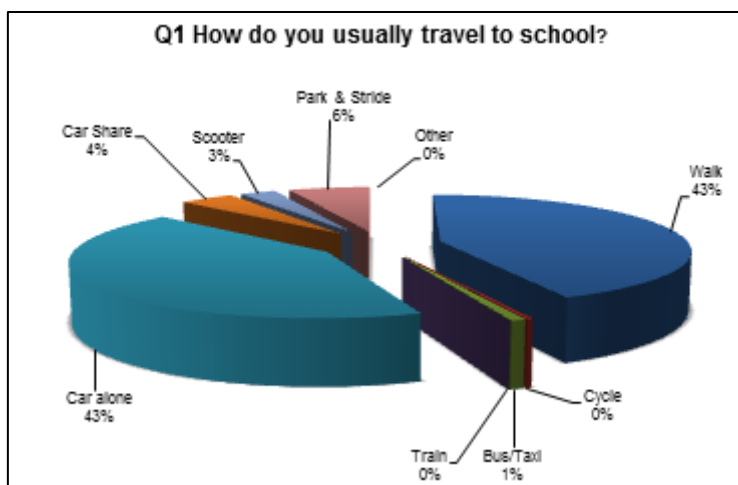
---

**Please note:** In both sets of survey results, figures may not tally exactly due to rounding. Where more than one answer has been selected, their one selection has been divided up accordingly so that each person completing the survey has an equal weight of response.

## Pupil and parent survey results (62% response rate)

### Q1 How do you usually travel to school?

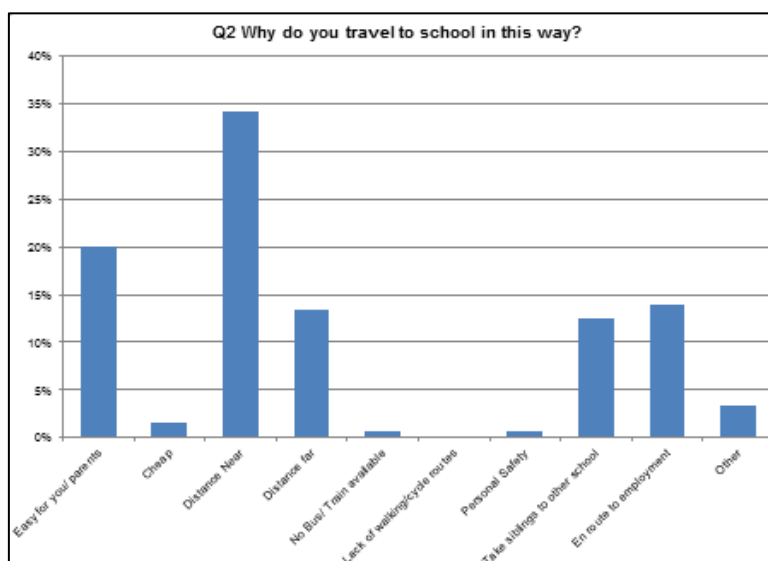
Walk	Cycle	Bus/Taxi	Train	Car alone	Car Share	Scooter	Park & Stride	Other
64	1	1	0	63	6	4	9	0
43%	0%	1%	0%	43%	4%	3%	6%	0%



From the 62% response received to the travel survey, the main two choices of travel mode are walking (43%) and car alone/car share (47%). There is currently no cycle or scooter storage at the school which may be why numbers here are low. Additionally, only 6% are choosing to choose Park & Stride (parking a little further away and walking the last few minutes) which the school have now started to promote to parents to improve safety for pedestrians near the school gates.

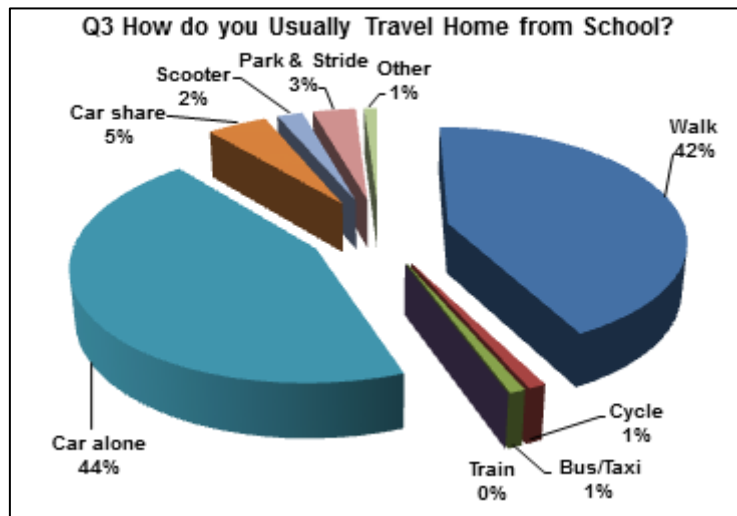
### Q2 Why do you travel to school in this way?

Easy for you/parents	Cheap	Distance Near	Distance far	No Bus/Train available	Lack of walking/cycle routes	Personal Safety	Take siblings to other school	En route to employment	Other
29	2	50	20	1	0	1	18	21	5
20%	2%	34%	13%	1%	0%	1%	12%	14%	3%



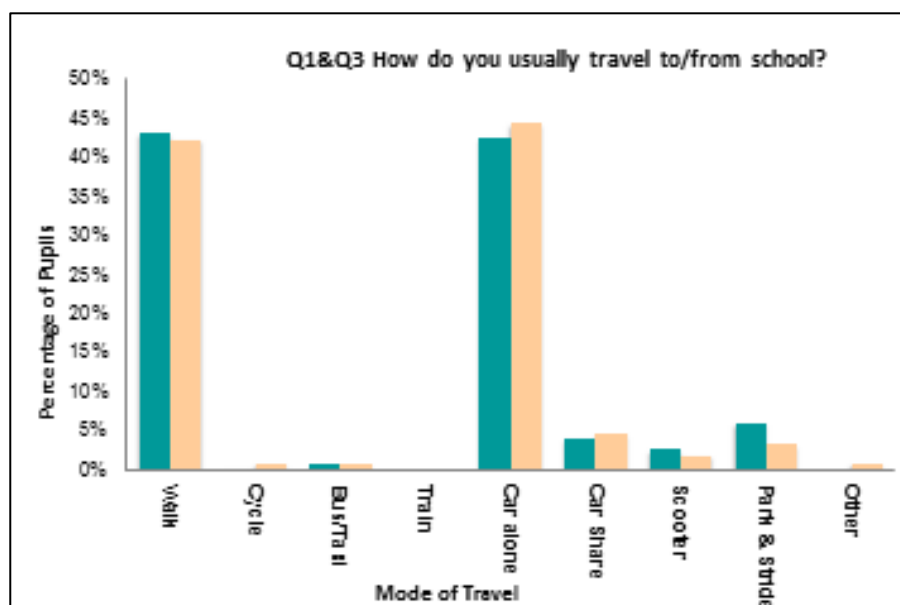
The main reasons for choice of travel mode by respondents was the fact that they live near school and the distance to be travelled was small (34%) with 20% citing that it was easy for them and their parents. Three other main reasons featured including 14% saying their parents were on their way to work, 13% saying the distance was far and 12% saying they had to take siblings on to other schools.

Q3 How do you usually travel home from school?								
Walk	Cycle	Bus/Taxi	Train	Car alone	Car share	Scooter	Park & Stride	Other
62	2	1	0	65	7	3	5	2
42%	1%	1%	0%	44%	5%	2%	3%	1%



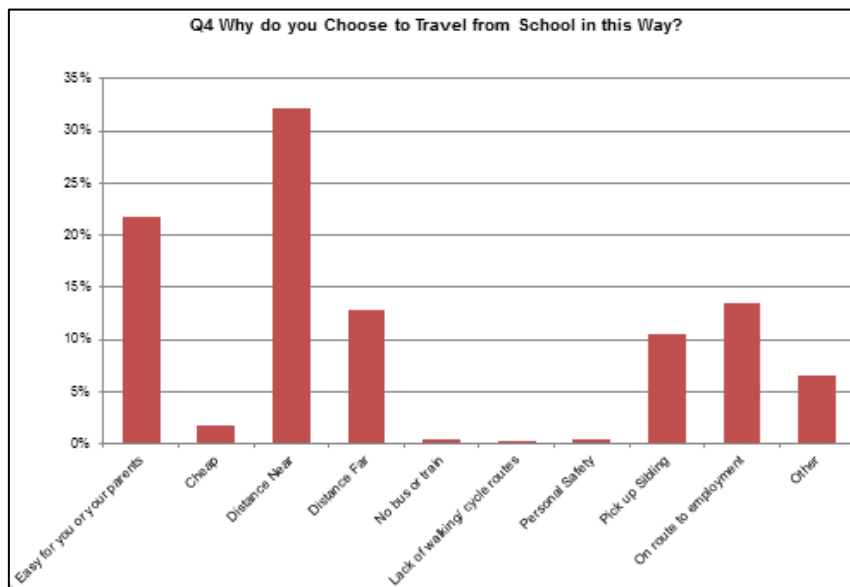
We have similar rates, though slightly reduced, of car use (49%) and walking (42%) on the way home from school with a slightly reduced Park & Stride figure of 3%. There is an increase in scooting and cycling this end of the day.

Q1v Q3 How do you usually travel to/from school?								
Walk	Cycle	Bus/Taxi	Train	Car alone	Car Share	Scooter	Park & Stride	Other
43%	0%	1%	0%	43%	4%	3%	6%	0%
42%	1%	1%	0%	44%	5%	2%	3%	1%



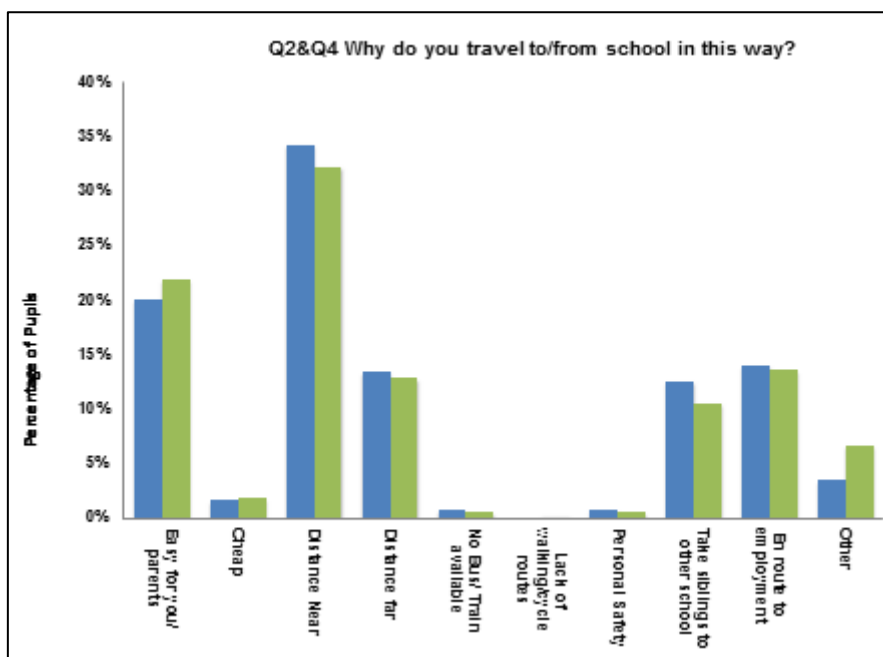
When comparing travel to and from school, the results are virtually identical with a disappointing 46% of children travelling by sustainable means (walking, cycling, scooting) both ends of the day.

Q4 Why do you travel from school in this way?									
Easy for you or your parents	Cheap	Distance Near	Distance Far	No bus or train	Lack of walking/ cycle routes	Personal Safety	Pick up Sibling	En route from employment	Other
32	3	47	19	1	0	1	15	20	10
22%	2%	32%	13%	0%	0%	0%	10%	13%	7%



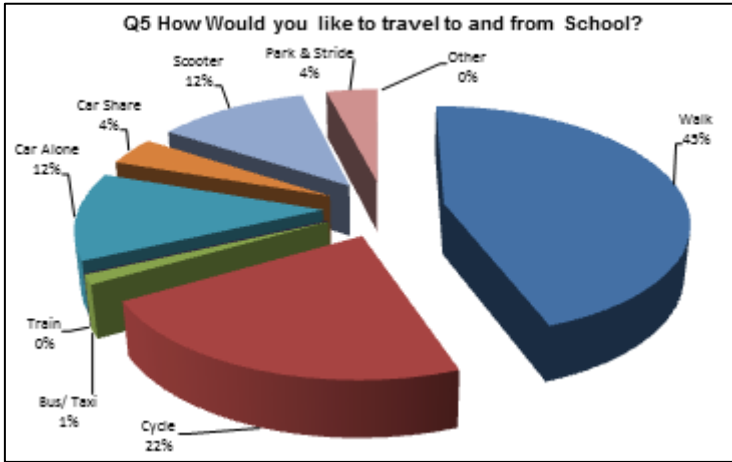
Again, the highest reason for mode of travel choice is a short distance to travel to school (32%) with the next most popular at 22% being easy for them or their parents. Only 13% cited a long distance or employment affecting their choices.

Q2 vs Q4 Why do you travel to/from school in this way?									
Easy for you/ parents	Cheap	Distance Near	Distance far	No Bus/ Train available	Lack of walking/cycle routes	Personal Safety	Take siblings to other school	En route to/from employment	Other
20%	2%	34%	13%	1%	0%	1%	12%	14%	3%
22%	2%	32%	13%	0%	0%	0%	10%	13%	7%



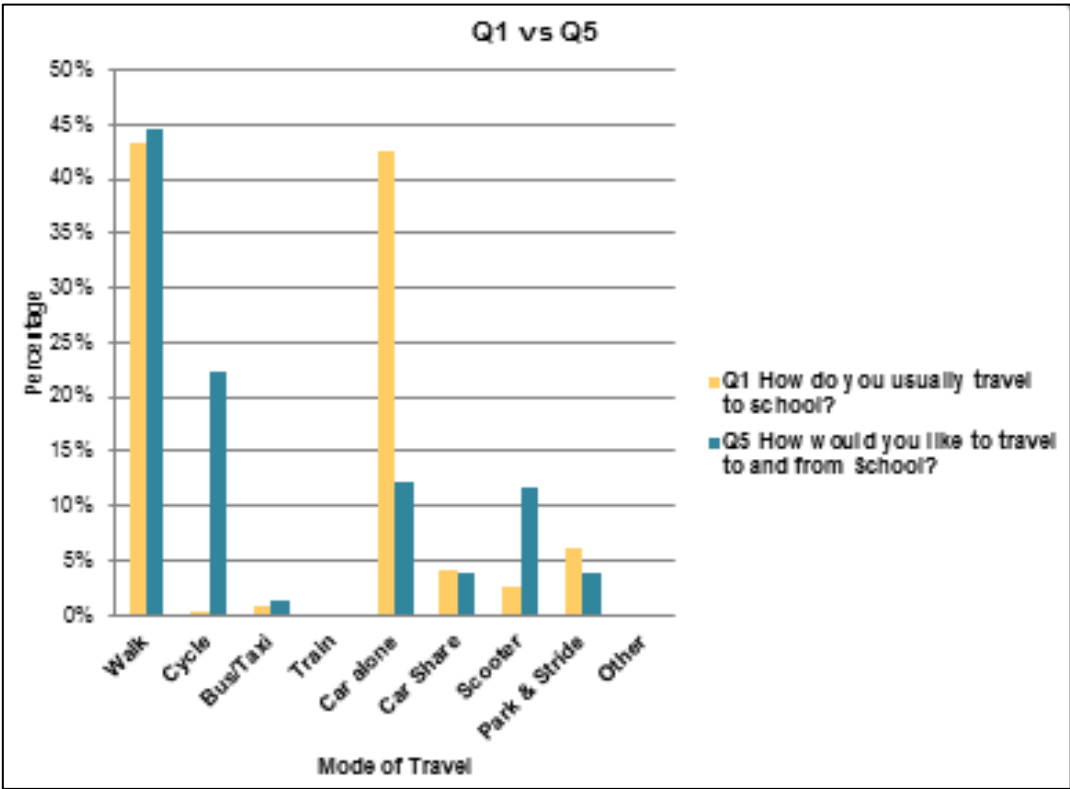
The reasons for travel choices in the morning and afternoon were very similar with a maximum negligible 2% change apart from the "other" column. Reasons for "other" included exercise and grandparents picking up.

Q5 How would you like to travel to and from School?								
Walk	Cycle	Bus/ Taxi	Train	Car Alone	Car Share	Scooter	Park & Stride	Other
65	33	2	0	18	6	17	6	0
44%	22%	1%	0%	12%	4%	12%	4%	0%

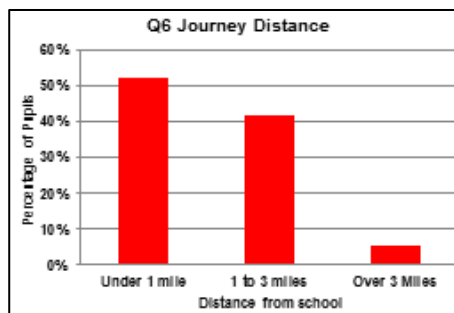


When comparing questions 1 and 5, there is a good increase in the number of people who would like to cycle and scoot to school at Castle Hill Primary School (Greenbank), 22% and 9% respectively. This is offset by a reduction in children wishing to come by car alone (31%). Based on these figures, it would be advised for the school to consider replacing the old cycle storage and providing scooter storage in the future if it could be protected from vandalism.

Q1 vs Q5 How do you travel to school vs how would you like to travel to and from school?								
Walk	Cycle	Bus/ Taxi	Train	Car Alone	Car Share	Scooter	Park & Stride	Other
43%	0%	1%	0%	43%	4%	3%	6%	0%
44%	22%	1%	0%	12%	4%	12%	4%	0%



Q6 Journey Distance		
Under 1 mile	1 to 3 miles	Over 3 Miles
76	61	8
52%	42%	6%



Sadly only 52% live within a mile of the school with 42% between 1-3 miles of the school and 6% being over 3 miles away. This reduces the opportunity for sustainable travel, particularly for those with the greatest distance, which is why the school should continue to encourage Park & Stride and consider cycling for those 1-3miles away.

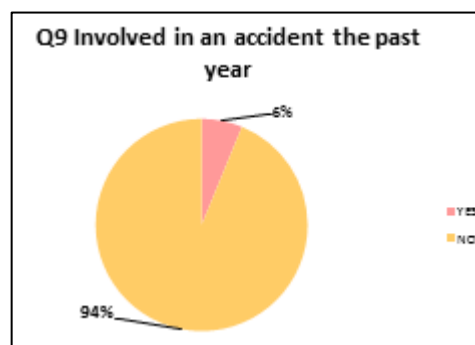
### Q7: Is there anything that would help make your journey easier or safer?

Issue	Number of Similar Responses
<b>Cycling / Scooting</b>	<b>34</b>
Cycle storage so bike could be left at school	22
Cycle cycling proficiency classes so we know children will be safe on the roads	6
Cycle paths	
Scooter storage (it's a long way for smaller children to walk from Rooksdown)	4
Scooter training	
<b>Crossing Points</b>	<b>21</b>
A controlled crossing on Kenilworth Road - cars speed up and down to and from Fort Hill. The current one is unsafe	8
More zebra crossings	3
At the junction between Wellington Terrace and Elmwood Way can have better crossing/ traffic lights? Blind corner, cars hurtling towards us faster each year (breaking the speed limit).	3
Lollypop man/lady on Hereford Road	2
Yellow lines on Kenilworth Road to stop cars parking at crossing points	
More crossings on the side roads	
Pedestrian crossing/traffic lights on Winklebury way	2
There could be a bridge instead of crossing the road	
<b>Footpaths</b>	<b>17</b>
Improved footpaths	11
Pick up dog mess	3
Sweep and clear litter from Hill Crest Walk	2
Up-keep of pathways, trees blocking view of road	
<b>Driver Behaviour / Parking</b>	<b>8</b>
There is too much traffic (Roman Road)	2
Speed limit 20 MPH - cars drive way too fast to allow children to walk alone	2
Some parents parking in the car park can be inconsiderate	
No parking on roads near school	
Restrict parking around Hereford Road junction	
Speed humps down Kenilworth Road	
<b>Other</b>	<b>6</b>
Later school start time to allow time to get ready from 7am - 8am - then leave for school allowing 30 minutes for journey (my son is morning monitor so starts at 8.20am)	
Less people playing in parks before school (they get in the way)	
Live closer to school	
Signs (no more explanation given)	2
We live too far to cycle by myself	

## Q8: Is there anything you dislike on your journey to school?

Issue	Number of Similar Responses
<b>Busy Roads</b>	<b>11</b>
Winklebury Way because the cars are too fast	3
Fast cars on Kenilworth Road	3
Roman Road is too busy	
It is very busy during school hours and unsafe	
You have to cross a busy road	
The roundabout near Rooksdown leading to Roman Road and the dual carriageway	
Too much traffic	
<b>Parking</b>	<b>7</b>
Lack of parking available at school	4
Parking at rear of school, but there are paths we can use	
Sometimes on Kenilworth Road it is difficult to drive because the road is steep with a lot of cars parked	
Inconsiderate people who use the entrance as a drop off. The car park is empty when they drop - use it!	
<b>Crossing Points / Busy Roads / Poor Parking</b>	<b>6</b>
When walking - no crossing across Kenilworth Road to the Hillcrest Walk entrance to school. Lots of parked cars and speeding parents late to school or rushing to work	
Cars don't always wait at crossings in the car park - the markings of the crossing have faded and not been re-done	
Hereford road is very unsafe for me to cross because of fast drivers racing around the corner	
Lack of lollypop lady on Kenilworth Road	
The dumper truck on Roman Road	
Wellington Terrace and Elmwood traffic lights	
<b>Cyclists</b>	<b>5</b>
Bikers because we nearly get run over	5
<b>Dog mess</b>	<b>5</b>
Dog mess (on the path behind 100 Kenilworth Road, on the path under the railway bridge opposite greenways, in Hillcrest Walk)	4
Messy paths full of leaves	
<b>General Comments</b>	<b>10</b>
Boredom!	2
Being with my sister!	
The bus takes so long to get to the bus stop	
I would like to park at a friends house and walk with them	
It is too far	
Mummy is too slow	
People playing in the parks	
Too hot in car	
You don't exercise	

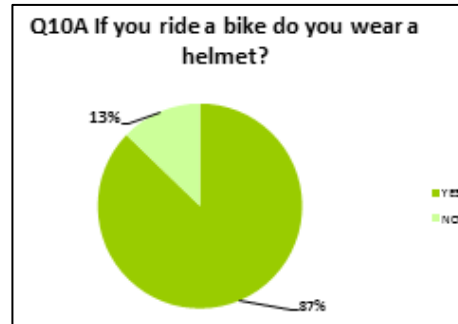
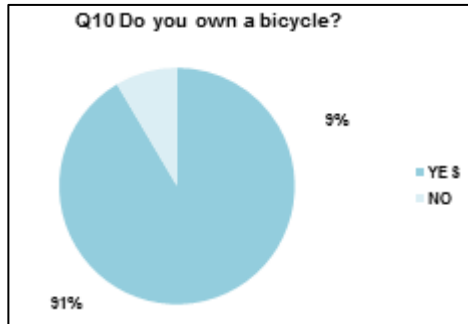
Q9 Involved in an accident the past year	
YES	NO
9	136
6%	94%



Whilst the above figure of 94% is perhaps lower than might be anticipated, there were only two reasons noted which could be considered serious – one collision in the school car park and one on the highway. No one was noted as hurt.

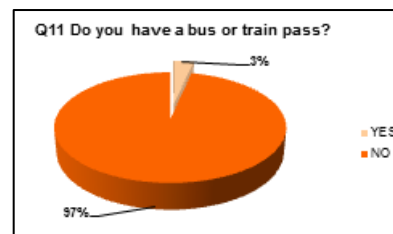
Q10 Do you own a bicycle?	
YES	NO
129	12
91%	9%

Q10A If you ride a bike do you wear a helmet?	
YES	NO
116	17
87%	13%



It is encouraging to note that a large number of children own a bicycle (91%) and, of those, 87% of them wear a cycle helmet. This indicates that the installation of cycle storage at the school would be likely to increase the uptake of cycling as part of the travel to school choices. Bikeability training would educate the children about the importance of wearing a helmet.

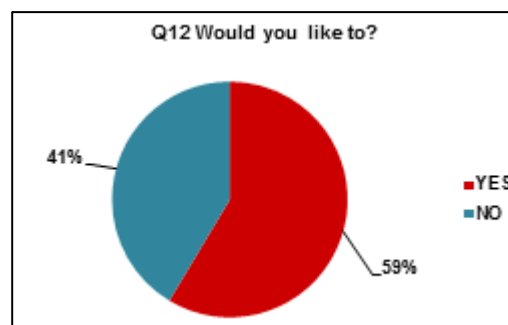
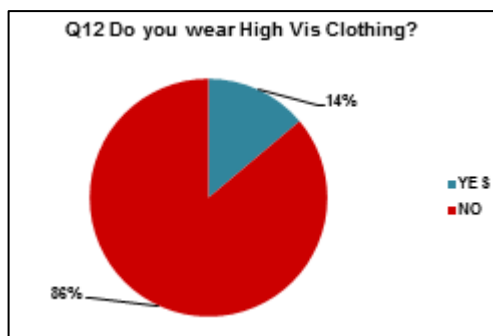
Q11 Do you have a bus or train pass?	
YES	NO
5	141
3%	97%



Five children claim to have a bus/train pass which makes this choice possible for travel to and from school, as well as the presence of bus stops on the road outside the school.

Q12 Do you wear High Vis Clothing?	
YES	NO
20	124
14%	86%

Q12a Would you like to?	
YES	NO
75	53
59%	41%



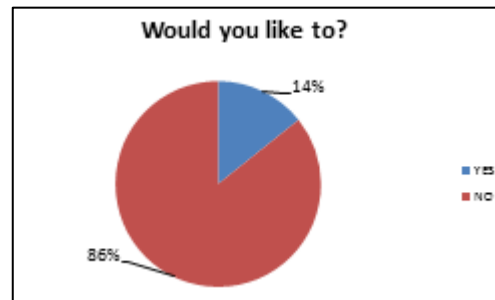
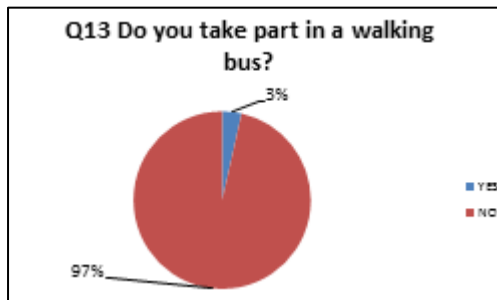
Only 14% of the children at Castle Hill Primary School (Greenbank) already wear fluorescent or reflective clothing. However, 59% indicated that they would like to do so in the future which indicates a Be Bright Be Seen campaign would be worth running at the school and possibly looking into the provision of reflective tags or hi visibility items.



Q13 Do you take part in a walking bus?	
YES	NO
5	138
3%	97%

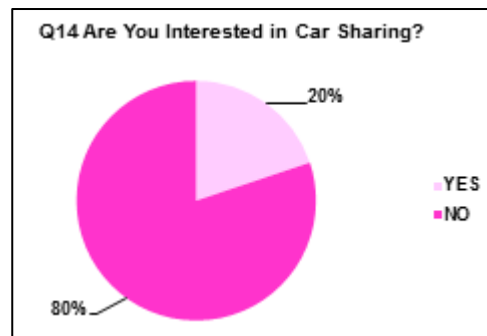
Q13a Would you like to?	
YES	NO
19	114
14%	86%

Interested in Volunteering?
YES
7
5%



The 3% of children who say they take part in a walking bus must do so on a voluntary basis as there is no formal one set up at school at present. It is encouraging that 14% would like to be involved in one with a further 5% keen to be involved in supporting this. The school should be encouraged to promote this initiative with parental support.

Q14 Interested in car sharing?	
YES	NO
28	113
20%	80%



20% of the children at the school would be interested in car sharing. Again, this is an initiative that should be looked into and promoted by school to reduce the number of cars that come to the school site.

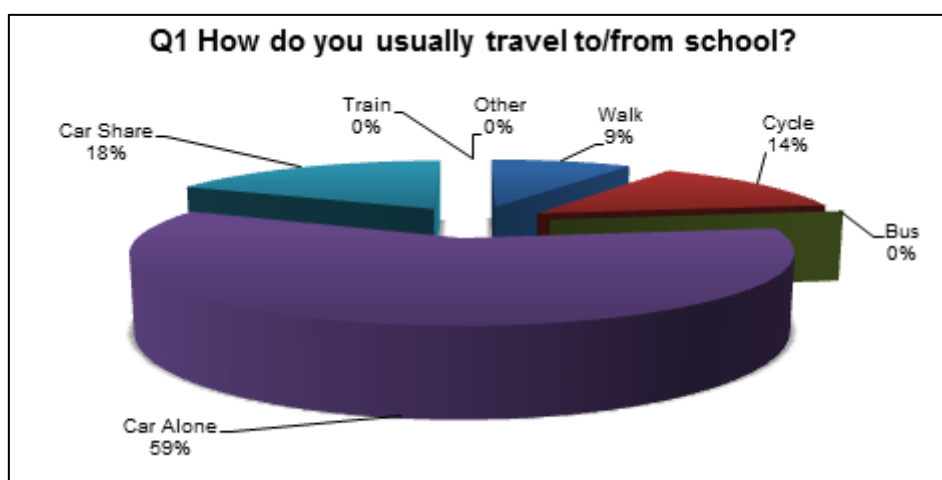
### Additional Comments from Parents:

Although school is close by, I need to drive to work and back and don't have time to walk home after drop off or park and walk to school to collect us.
My daughter is dropped off by car as we have to drop her brother at another school
Bikers they don't ring their bells
Car share is the only option, not enough time before work
Cycle paths down the Roman Road would be great. The road is too busy and dangerous to cycle on
A pedestrian crossing on Winklebury Way please
Dog poo - people don't pick it up
Double yellow lines along Winklebury Way would be helpful
Focused on travelling to work
He would love to cycle to and from school, but he has been told he is not allowed to by the school
I go in a big group with my child-minder
I have my four daughters in three different schools which makes our journey to school a torture
I would appreciate designated disabled car parking spaces so that I could, along with other parents of disabled children, park close to school when necessary
I would like to travel by Park & Stride
If the school had a bike shed it could help to store the bikes safely instead of parents carrying them home (3)
I'm very concerned at the speed of traffic on Kenilworth Road when trying to cross with 4 children. It is very dangerous at times. Also witnessed children riding to school across this road without a helmet.
It is difficult to accommodate walking/sharing when we are working parents.
It would be nice if there was somewhere to leave scooters so that in the summer scooting would be an option

It's difficult to accommodate walking/ sharing schemes when we are working parents but understand why it's beneficial
Kenilworth Road is very dangerous as very fast (above speed limit) - crossing is very difficult.
Most of the time we're late
My daughter is a morning monitor so I drop her on my way to work. If possible, I walk to school to collect her in the afternoons
My son has to travel to and from school by car due to time constraints as both parents work and we live too far from school to be able to walk there
Not enough bicycle paths
One thing that influence the way we travel is having to go to work straight after drop off - we don't have the twenty minutes to walk home to then go to work.
Please let parents know that parking on hatched areas is inconvenient and causes additional congestion
Please produce a bike rack for the children to lock up their bikes
School car park needs to have a new risk assessment as parking has become difficult; zebra crossing is no longer clear for drivers to recognise therefore very unsafe for children to cross
The hatching in the school car park is frequently abused by impatient parents who just make traffic and congestion worse
The kids are very fit
The school is just under a mile away and my 6 year old brother can't walk for very long as he is disabled
The weather when its wet, I don't like getting wet
There's not enough bicycle paths
We live 2.9 miles from the school. My daughter is too young to cycle. Would consider car sharing or parking and walking with a friend in Winklebury.
We see dogs, no cycle path
We try to walk + stride however I have to work for three days a week and need to be at work straight after I drop my children at school so we never park outside the school but need to be within a reasonable walk so I can go to school.
We walk everyday
We walk on the days when we can. If the car park is full mum will always wait for a space. She may be late but I know she'll be on her way
We would like the dog poo picked up (2)
We would love to walk to school but time and our children's additional needs do not generally allow it to happen as school is 1.5 miles away and a quick 30 minute walk
We could start school a different time to stop the traffic with people who go to work

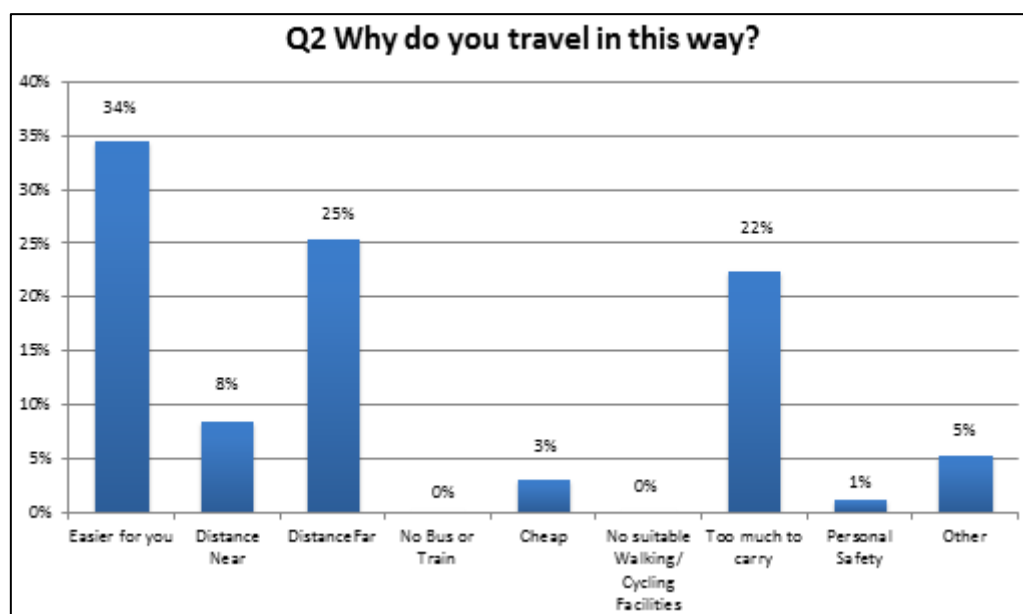
## Staff survey results (69% response rate)

Q1 How do you usually travel to/from school?						
Walk	Cycle	Bus	Car Alone	Car Share	Train	Other
2	3	0	13	4	0	0
9%	14%	0%	59%	18%	0%	0%



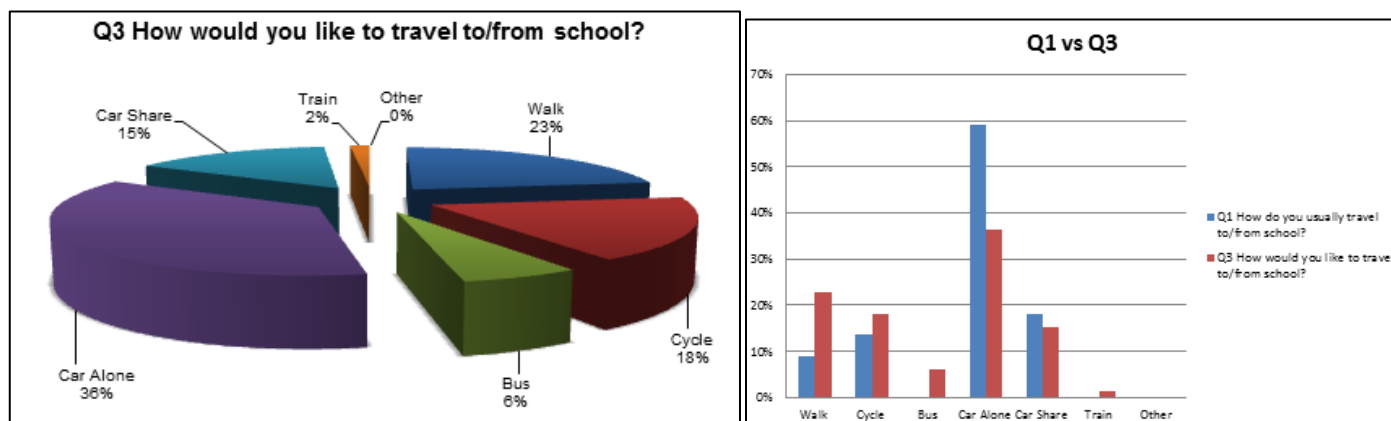
As is the case with many schools, teaching staff tend to drive to school as they don't, in general, live near their work. They also have busy lives and often driving tends to be the most convenient and efficient way to travel. It is good to see that 9% of staff walk and 14% cycle to school which may be more of the administrative and catering staff as well as teaching assistants who tend to live closer to their work. Unusually, it should be noted that a number of staff work across both Castle Hill Primary sites – Greenbank and Rooksdown – and need to commute between these sites during the day meaning that they use their cars more than just at the start and end of the day for work commitments.

Q2 Why do you travel in this way?								
Easier for you	Distance Near	Distance Far	No Bus or Train	Cheap	No suitable Walking/ Cycling Facilities	Too much to carry	Personal Safety	Other
8	2	6	0	1	0	5	0	1
34%	8%	25%	0%	3%	0%	22%	1%	5%



The most popular reason for travel choice was easiest for the staff member with a long distance to travel and having lots to carry as being an influence.

Q3 How would you like to travel to/from school?						
Walk	Cycle	Bus	Car Alone	Car Share	Train	Other
5	4	1	8	3	0	0
23%	18%	6%	36%	15%	2%	0%



When comparing how staff travel to school with how they would like to travel to school, it can be seen that more people would like to travel sustainably – walking or on a bike – with fewer people using the car. Additionally, 8% would like to use the bus or train.

#### Q4 What improvements could be made to improve your journey to school?

- Cycle storage, cycle to school scheme (3)
- Less traffic (when crossing Rooksdown Avenue) (2)
- Would like school buses for my children and then I could walk to work!
- More reliable and frequent bus service from Basingstoke Bus Station to Winklebury
- I live too far away. You can train/bus but connections are not that reliable. Timely process which I can't easily fit into family life
- Crossing Rooksdown Avenue - path too close to the roundabout on the A339
- Improved footpaths, particularly the one going under the railway line by the leisure centre. It's dark, overgrown and often covered in dog mess

#### Q5 What do you dislike about your journey to school?

- Arrival time if delayed can be stressful in that it gets very congested
- I don't want to use my car - it's pricey and traffic is heavy
- Rain!
- School transport not provided so I have to use my car to take children to two different schools in Basingstoke before travelling to work
- Traffic congestion around Basingstoke (2)
- We travel early otherwise we sit in traffic jams - hate wasting time

#### Q6 Do you have any other comments?

- The only way I can get to work is by car
- Grants for cycle shed/scooter storage please!